

# Mass Layoff Events in Ohio 3rd Quarter 2008

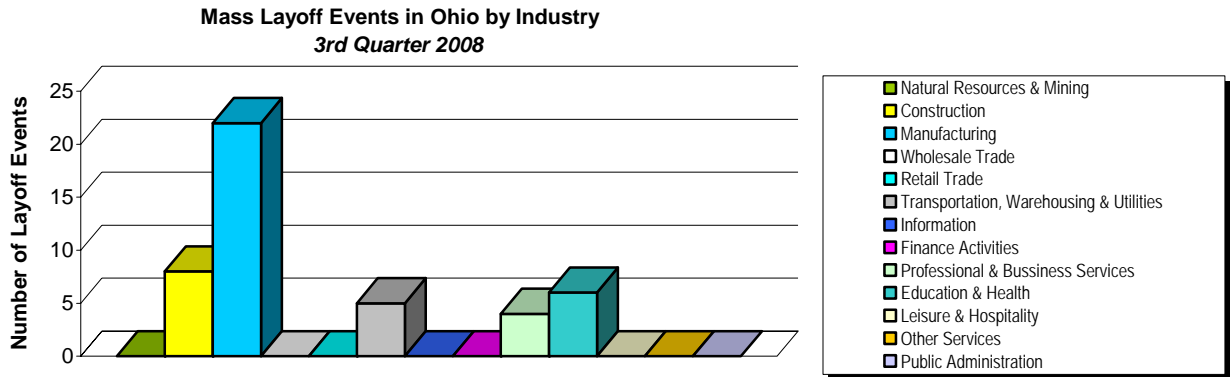
During the period July through September 2008, there were 49 mass layoff events in Ohio, an increase of 21 events over the 3rd Quarter of 2007. This resulted in 10,187 separations, an increase of 6,305 from the 3rd Quarter 2007 total of 3,882 separations. Included in the 49 events were 15 establishment closures/partial closures of single or multiple worksites with 2,414 separations. This compares to 4 establishment closures and 859 separations for a year ago.

## Events by Industry

Manufacturing out paced all with 45% of the total number of mass layoff events and 68% of all separations. Construction followed with 16% of the total events and represented 10% of all separations.

<b>Mass Layoff Events in Ohio by Industry 3rd Quarter 2008</b>					
Industry	Establishments with Mass Layoffs		Twelve Month Change	Workers Separated	
	Number	Percent	Percent	Number	Percent
<b>Total</b>	<b>49</b>	<b>100%</b>	<b>81%</b>	<b>10,187</b>	<b>100%</b>
<b><u>GOODS PRODUCING</u></b>					
Natural Resources & Mining	0	0%	0%	0	0%
Construction	8	16%	0%	1,005	10%
Manufacturing	22	45%	83%	6,921	68%
Durable Goods	13	27%	8%	5,793	57%
Nondurable Goods	9	18%	...	1,128	11%
<b><u>SERVICE PROVIDING</u></b>					
Wholesale Trade	0	0%	0%	0	0%
Retail Trade	*	*	*	*	*
Transportation, Warehousing & Utilities	5	10%	400%	751	7%
Information	0	0%	0%	0	0%
Finance Activities	*	*	*	*	*
Professional & Business Services	4	8%	...	590	6%
Education & Health	6	12%	200%	560	5%
Leisure & Hospitality	*	*	*	*	*
Other Services	0	0%	0%	0	0%
Public Administration	0	0%	0%	0	0%

\* Data suppressed for industries with less than three layoffs to protect confidentiality; establishment totals include suppressed industries.

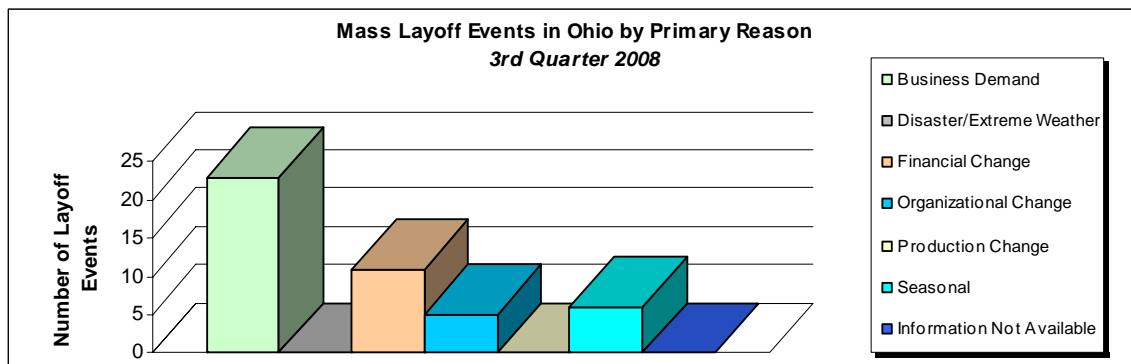


## Events by Primary Reason

Business demand, which includes contract completion, excess inventory, and domestic competition, was responsible for 47% of all mass layoffs and 63% of all separations. Financial change accounted for 22% of all events and 19% of all separations.

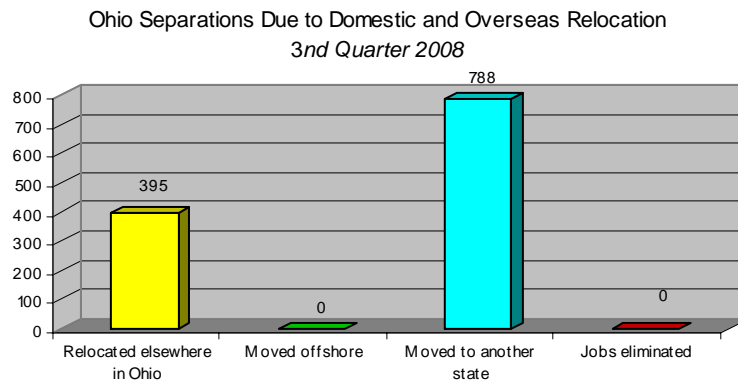
Primary Reason	Mass Layoffs		Workers Separated	
	Number	Percent	Number	Percent
<b>Total</b>	<b>49</b>	<b>100%</b>	<b>10,187</b>	<b>100%</b>
<b>Business Demand</b>	<b>23</b>	<b>47%</b>	<b>6,388</b>	<b>63%</b>
<b>Disaster/Extreme Weather</b>	<b>0</b>	<b>0%</b>	<b>0</b>	<b>0%</b>
<b>Financial Change</b>	<b>11</b>	<b>22%</b>	<b>1,921</b>	<b>19%</b>
<b>Organizational Change</b>	<b>5</b>	<b>10%</b>	<b>683</b>	<b>7%</b>
<b>Production Change</b>	<b>*</b>	<b>*</b>	<b>*</b>	<b>*</b>
<b>Seasonal</b>	<b>6</b>	<b>12%</b>	<b>625</b>	<b>6%</b>
<b>Information Not Available</b>	<b>*</b>	<b>*</b>	<b>*</b>	<b>*</b>

\* Data suppressed for less than three layoffs per category. Totals include suppressed data.

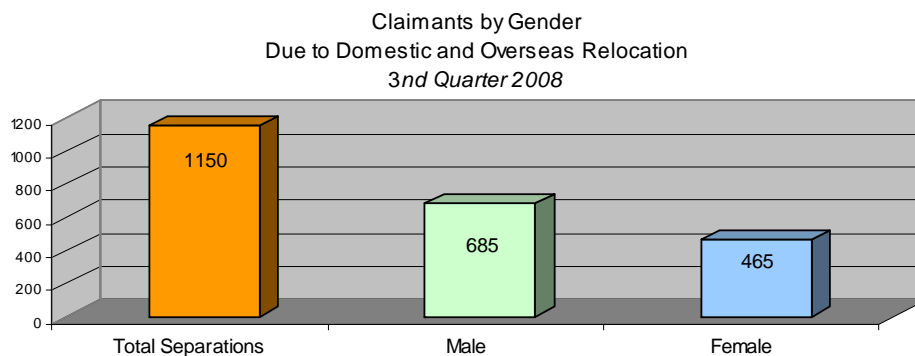


## Movement of Work

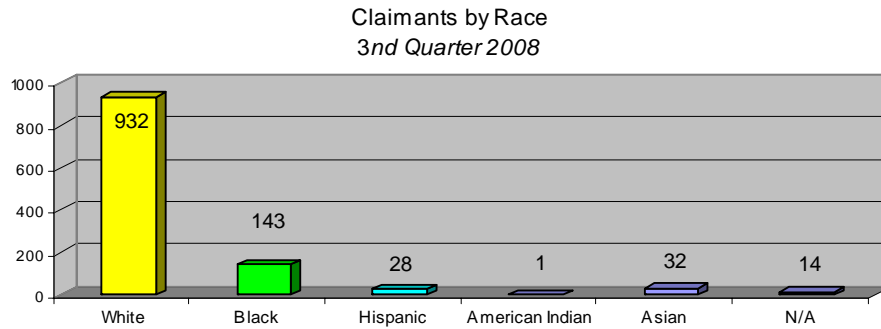
Of the 10,187 private sector non-farm workers who were reported separated from their jobs for at least 31 days in the third quarter 2008, a total of 1,183 separations were associated with the movement of work. 33% of these employees were relocated to other locations within Ohio, and 67% move to a different state. These 1,183 separations were the result of 8 layoff events involving the movement of work. The layoff events were permanent and occurred in the manufacturing and transportation and warehousing sectors in Ohio.



Of the 1,183 Ohio workers reported separated due to movement of work in the third quarter of 2008, demographic data was obtained for 1,150 workers who filed a claim for Unemployment Insurance. When divided by gender, 40% of the claimants were female and 60% were male.



Racial affiliation was reported for 1,136 of the UI claimants. White workers accounted for 81% of claimants whose jobs were lost due to movement of work. Black workers made up 12.4%. These two groups formed 93.4% of total claimants.



Claimants between 45-54 years old accounted for 32% of all claims. They are followed by those between 35-44 years old and those between 25-34 years old, accounting for 27% and 19%, respectively. These three groups accounted for nearly three-quarters of all claims related to job relocation.

