

**Ohio**

Department of  
Job and Family Services

# Green Jobs and the Ohio Economy



Exploring the Potential for Green Jobs  
Lewis Horner

The Bureau of Labor Market Information

# The Potential for Green Jobs?

---

- Early estimates of green jobs potential have varied widely:
  - One study estimated more than 500,000 direct and indirect green jobs in Ohio
  - Another study estimated about 17,000 direct green jobs in Ohio's metropolitan statistical areas

# Issues with Green Jobs Estimates

---

- ❑ Industry and Occupational coding systems have no mechanisms for identifying green occupations
- ❑ No standard definitions of green jobs, although there are common elements among different definitions
- ❑ Few industries or occupations are completely green

# The analysis

---

- Explore the *potential* for green jobs analyzing Ohio labor market data using
  - BLS green industries
  - O\*NET green occupations
- Limitations:
  - Must use 'all or nothing' approach
  - Data not always at the preferred level of detail

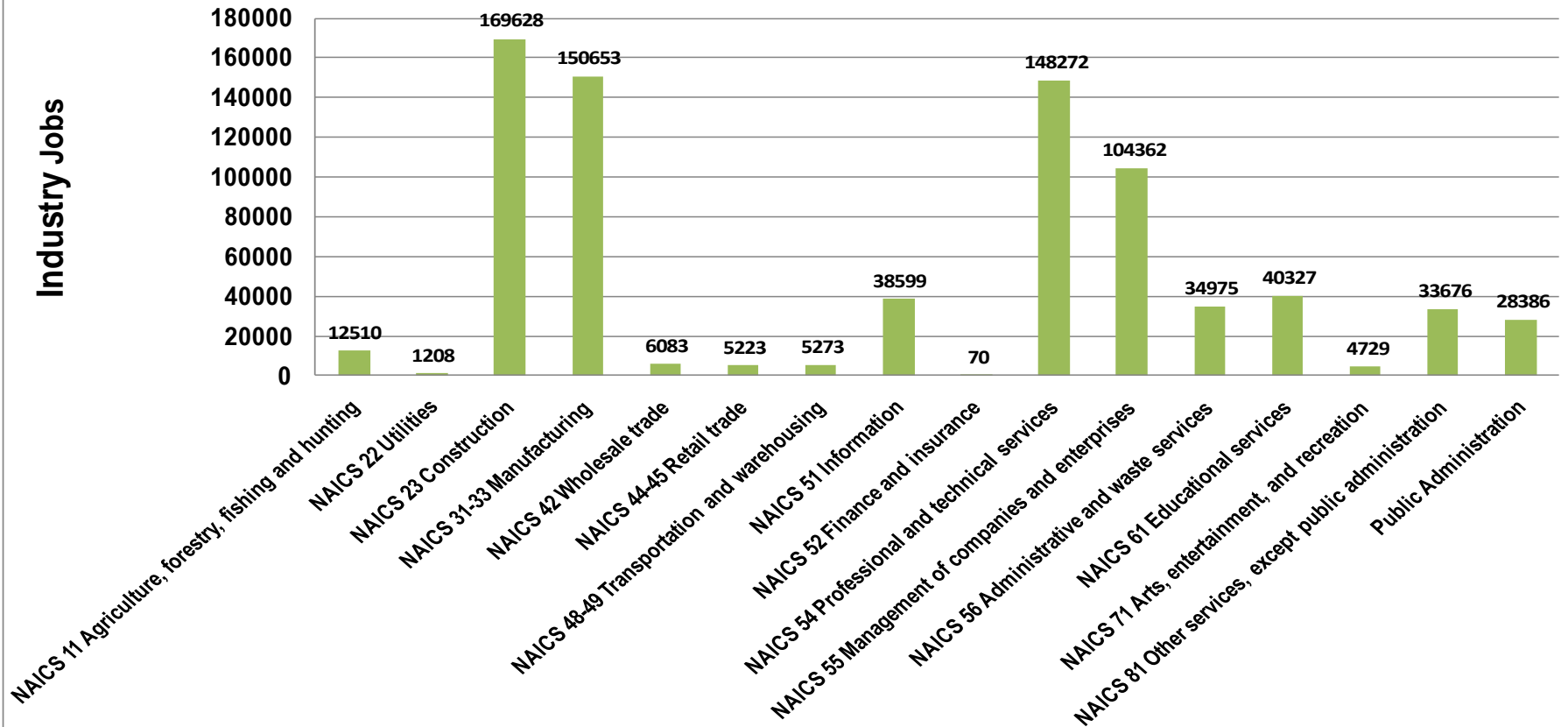
# BLS Green Industries

---

- The BLS designated 333 industries likely to produce green products and services in one of these areas:
  - Energy from renewable resources,
  - Energy efficiency,
  - Pollution reduction and removal, greenhouse gas reduction, and recycling and reuse,
  - Natural resources conservation, and
  - Environmental compliance, education and training, and public awareness

# BLS Green Industries

## Jobs in BLS-Designated Green Industries, 2009



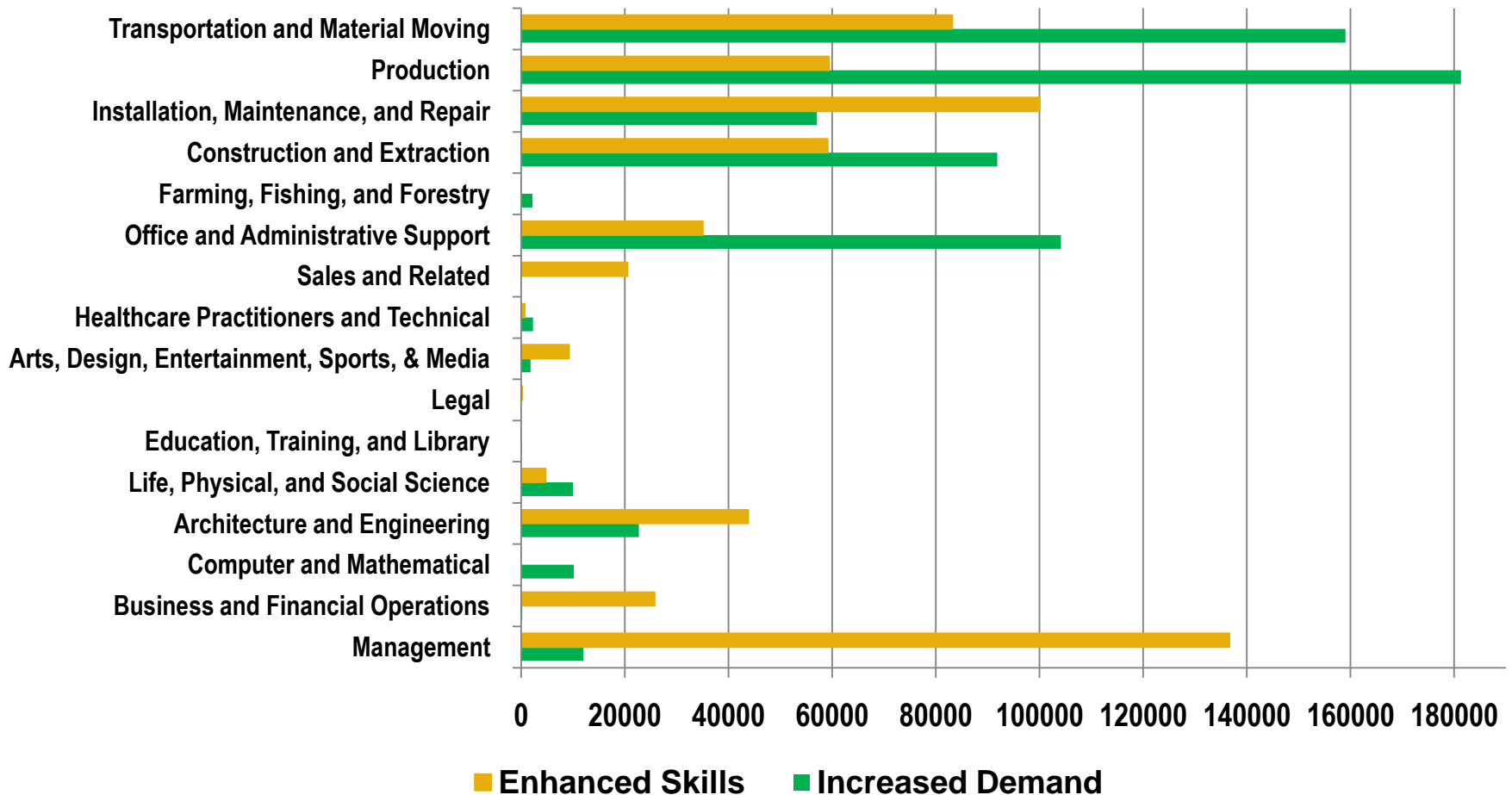
# O\*NET Green Occupations

---

- O\*NET identified three categories of green occupations:
  - 68 Increased demand green occupations
  - 57 Enhanced skills green occupations
  - 90 *Possible* new and emerging green occupations

# O\*NET Green Occupations

## Increased Demand and Enhanced Skills Occupations by Group



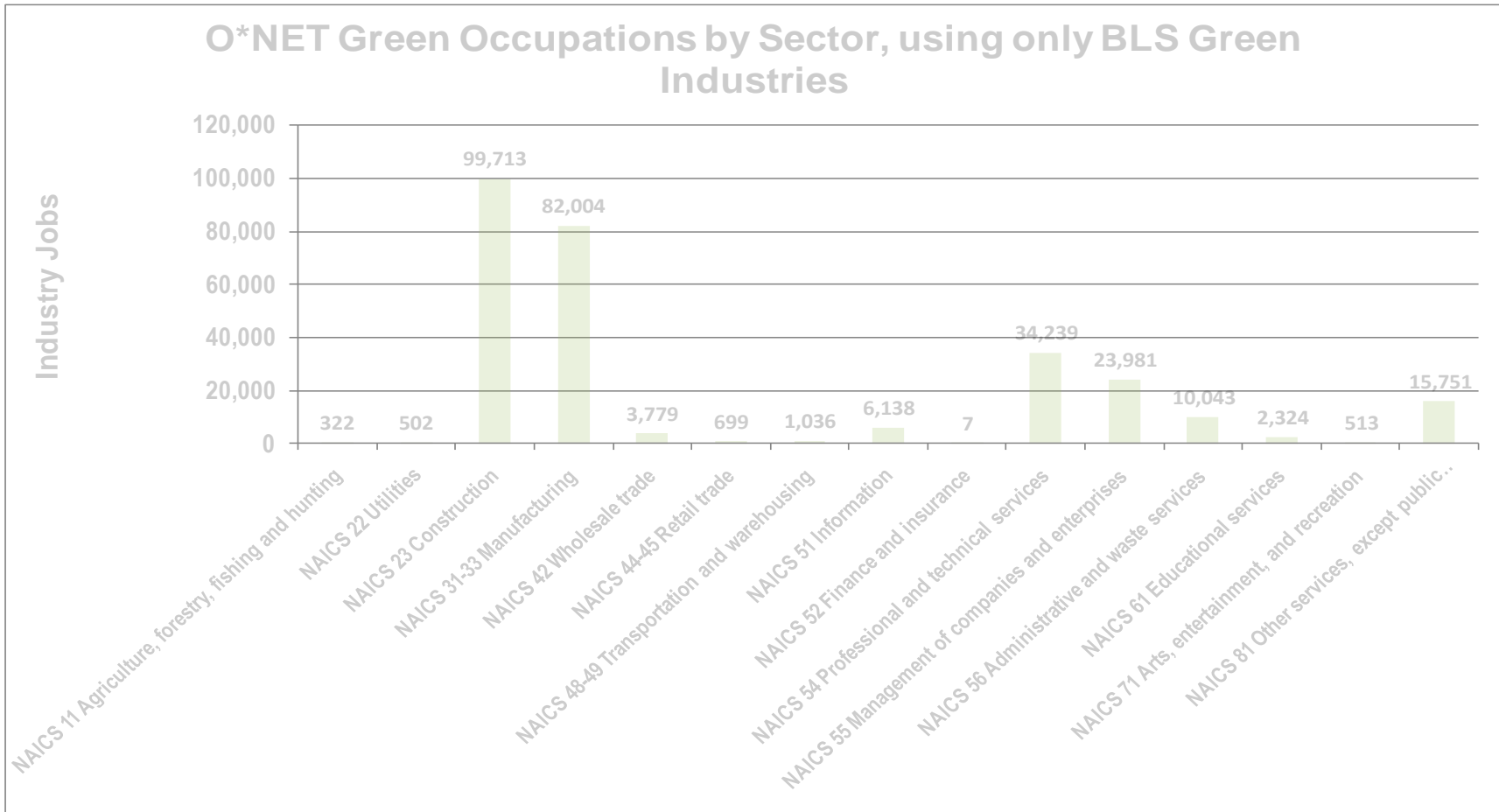


# Using Industry Staffing Patterns

---

- ❑ Focusing on only on green industries or only on green occupations paints an overly broad picture of the potential for green jobs
- ❑ We can narrow our focus using industry staffing patterns, looking at O\*NET green occupations in BLS green industries

# Using Industry Staffing Patterns



# Conclusions

---

- Although the estimates here suggested green jobs potential of more than 780,000, a conservative approach suggested 280,000 green jobs was a more realistic figure
- The construction and manufacturing industries have the most green jobs potential, followed by professional and technical services and management of companies and enterprises

# Conclusions

---

- These are very preliminary estimates.
- Estimates will change as
  - Green job industry definitions change, and
  - When there is more investment in and demand for green goods and services.



Department of  
Job and Family Services

# For Green Jobs Report:

<http://ohiolmi.com/research/research.htm>

A horizontal bar composed of three segments: a dark grey segment on the left, a lime green segment in the middle, and a dark red segment on the right.

Questions?

Lew Horner

[Lewis.Horner@jfs.ohio.gov](mailto:Lewis.Horner@jfs.ohio.gov)

(614) 466-9824